


**WNYRIC STANDARDS****Add/Change Request Form**

Submitted By:

Name Joseph ReydaSchool District Fredonia/Forestville  Date 12.12.13Telephone Number (716)697-9421, x2702E-Mail ID jreyda@fcsd.wnyric.orgHardware or Software Recommended Switch gear

Standards Category:

New:

Communications Equipment

Existing:

Action Requested:

Add:

Routers/Switches

Modify:

Remove:

Product Name:

Gigabit Ethernet Switch

Product Manufacturer:

Cisco Meraki

Product Description:

Cloud managed switches

(Attach Product Technical Sheets)

Cisco Meraki's cloud based management provides centralized visibility and control over Meraki's  
wired and wireless networking hardware.

Additional Comments:

## EVALUATION CRITERIA

### A. Product Reliability

#### 1. Vendor / Product track record

Cisco is currently on the WNYRIC Standard's list for routers/switches.

#### 2. Vendor support required

We anticipate limited support needed to implement switches.

#### 3. Ease of use

We currently incorporate the Meraki agent in our laptops and iPads.

It has proven to be a very useful tool.

#### 4. Support required by RIC / school district

We anticipate limited support needed to implement switches.

#### 5. Potential to become "White Elephant"

We anticipate the switches will help to streamline our current management procedures.

## 6. Training requirements

We anticipate needing limited training to implement the switches.

### B. Product-Price / Acquisition

#### 1. Cost effectiveness

Meraki's cloud based management provides centralized visibility and control over Meraki's wired and wireless networking hardware, without the need of wireless controllers or overlay management systems.

#### 2. Acquire via NYS Contract or local bid

NYS Contract.

#### 3. Cost of operation and support

We anticipate the primary cost to be the initial purchasing and installation of the equipment.

#### 4. Do any legal or contractual issues exist

No.

### C. Product-Relationship to Other Standards

#### 1. Compatibility to existing Standards

Cisco recently purchased Meraki. Cisco is currently listed on the WNYRIC Standards list of communications equipment.

#### 2. What other options are available

Cisco Meraki offers an alternative to Avaya-Nortel equipment.

#### 3. Relationship to previous research and changes since that time

This is our first time recommending this product.

### D.

#### BOCES-Service Needs

##### 1. Define and explain the current need

We will be replacing our network closets throughout the Fredonia Main Campus with the successful passing of the district's EXCEL building project.

##### 2. What existing CoSer and RIC Service does it fall under

Technology Coser 6360

##### 3. What is the scope and size of the school population to be served

The Main Campus has 16 network closets to be replaced. The student population is approximately 1,500.

##### 4. Instructional and/or administrative goal supported

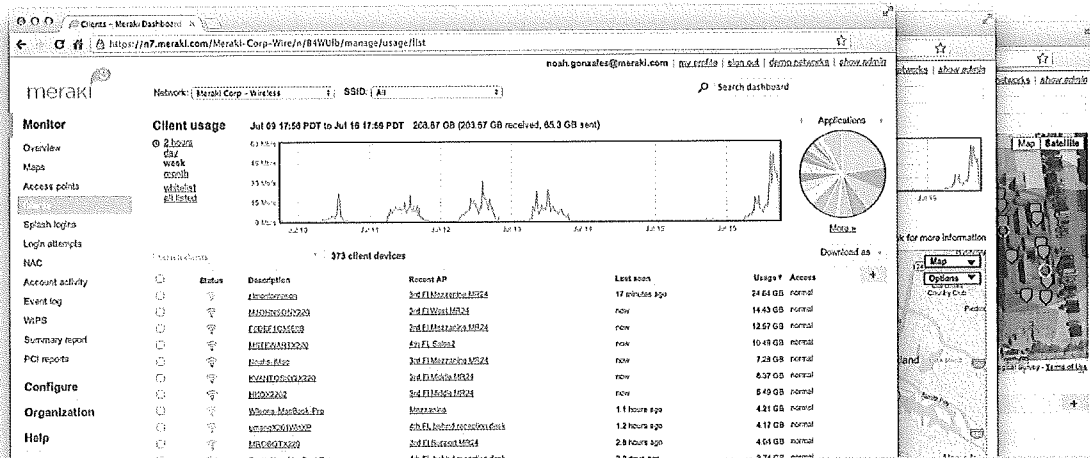
The network closets are necessary for the administrative and instructional functioning of the district.

##### 5. Results of survey determining school district interest in using this product

We discussed the benefits of this equipment throughout the EXCEL building project deliberations.

Signature of person making request Joseph Reyda and Michael Murphy

# Cloud Management



## Overview

Meraki's cloud based management provides centralized visibility & control over Meraki's wired & wireless networking hardware, without the cost and complexity of wireless controllers or overlay management systems. Integrated with Meraki's entire product portfolio, cloud management provides feature rich, scalable, and intuitive centralized management for networks of any size.

### Highlights

- Unified visibility and control of the entire network via a single dashboard: wireless, switching, and security appliances
- Streamlines large networks with tens of thousands of endpoints
- Zero-touch provisioning for rapid deployment
- Built-in multi site network management tools
- Automated network monitoring and alerts
- Intuitive Interface eliminates costly training or added staff
- Network tagging engine - search and sync settings by tag
- Role-based administration and auditable change logs
- Continuous feature updates delivered from the cloud
- Highly available and secure (PCI / HIPAA compliant)

## Cloud Managed Networks

Meraki's hardware products are built from the ground up for cloud management. As a result, they come out of the box with centralized control, layer 7 device and application visibility, real time web-based diagnostics, monitoring, reporting, and much more.

Meraki networks deploy quickly and easily, without training or dedicated staff. Moreover, Meraki provides a rich feature set that provides complete control over devices, users, and applications, allowing for flexible access policies and rich security without added cost or complexity.

Meraki's cloud management provides the features, security, and scalability for networks of any size. Meraki scales from small sites to

campuses, and even distributed networks with thousands of sites. Meraki devices, which self-provision via the cloud, can be deployed in branches without IT. Firmware and security signature updates are delivered seamlessly, over the web. With the cloud, branches can automatically establish secure VPN tunnels between one another with a single click.

With a secure, PCI and HIPAA compliant architecture and fault tolerant design that preserves local network functionality during WAN outages, Meraki is field proven in high security and mission critical network applications.

# Cloud Management Architecture

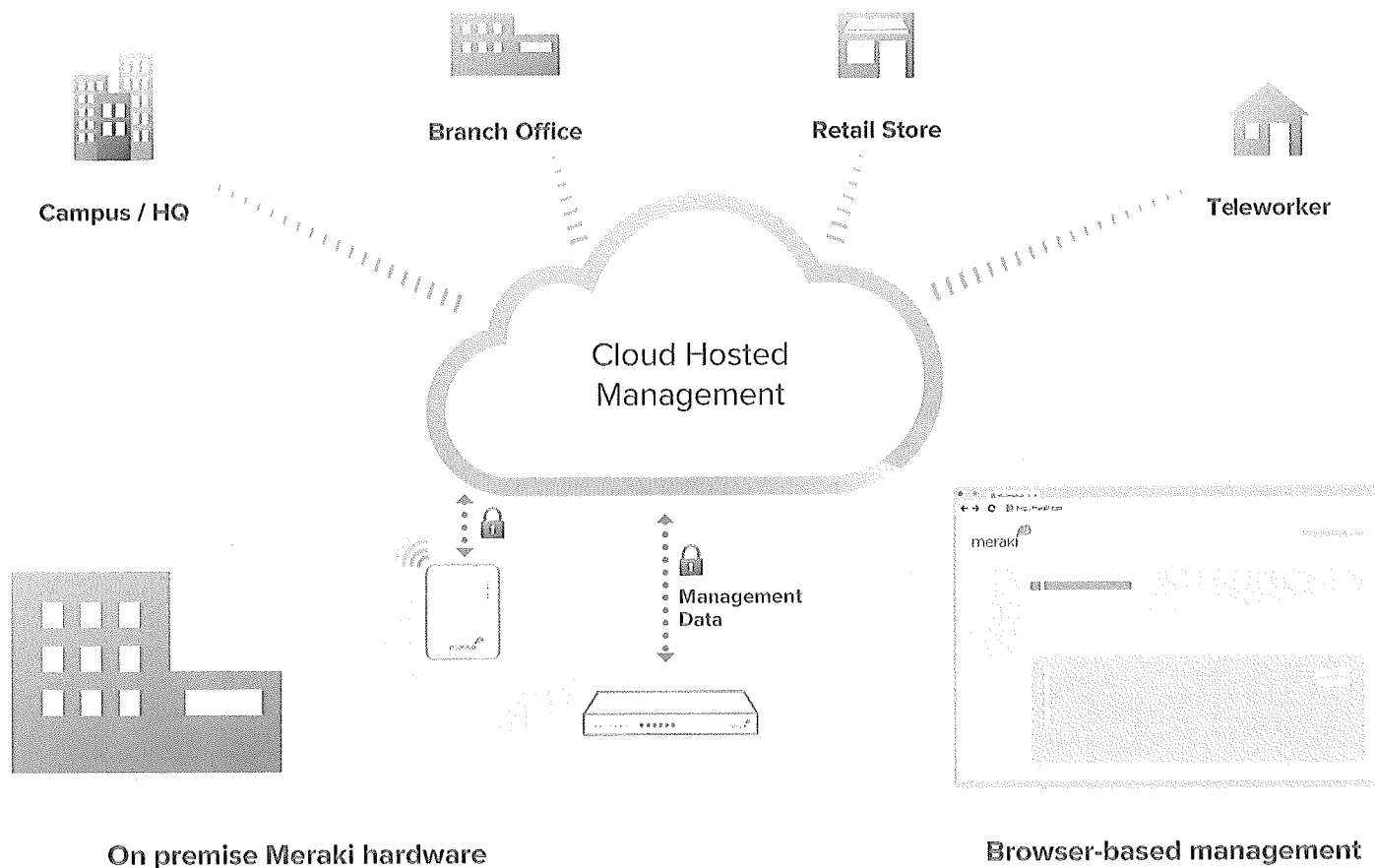
Meraki's architecture provides feature rich network management without on-site management appliances or WiFi controllers.

Every Meraki device - including wireless access points, Ethernet switches, and security appliances - connects over the Internet to Meraki's datacenters, which run Meraki's cloud management platform. These connections, secured via SSL, utilize a patented protocol that provides real time visibility and control, yet uses minimal bandwidth overhead (typically 1 kbps or less.)

In place of traditional command-line based network configuration, Meraki provides a rich web based dashboard, providing visibility and control over up to tens of thousands of Meraki devices, anywhere in the world. Tools, designed to scale to large and distributed networks, make policy changes, firmware updates, deploying new branches, etc. simple and expedient, regardless of size or location. Meraki's real time protocols combine the immediacy of on-premise management applications with the simplicity and centralized control of a cloud application.

Every Meraki device is engineered for cloud management. Specifically, this means that Meraki devices are designed with memory and CPU resources to perform packet processing, QoS, layer 3-7 security, encryption, etc. at the network edge. As a result, no network traffic passes through the cloud, with the cloud providing management functionality out of the data path. This architecture enables networks to scale horizontally, adding capacity simply by adding more endpoints, without concern for centralized bottlenecks or chokepoints. Equally important, since all packet processing is performed on premise, end-user functionality is not compromised if the network's connection to the cloud is interrupted.

Meraki's cloud platform is designed to spread computation and storage across independent server clusters in geographically isolated datacenters. Any server or datacenter can fail without affecting customers or the rest of the system. Additionally, Meraki's datacenter design is field proven to support tens of thousands of endpoints.



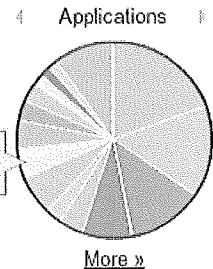
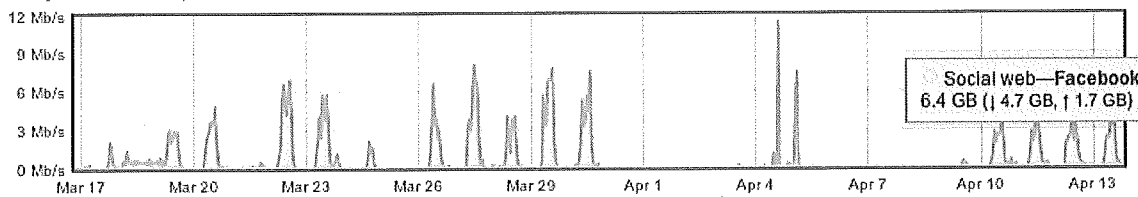
# Powerful Insight and Troubleshooting Tools

Meraki's cloud architecture delivers powerful insight and includes live tools integrated directly into the dashboard, giving instant analysis of performance, connectivity, and more. Using live tools, network administrators no longer need to go on site to perform routine troubleshooting tests. Visibility into devices, users, and applications gives administrators the information needed to enforce security policies and enable the performance needed in today's demanding network environments.

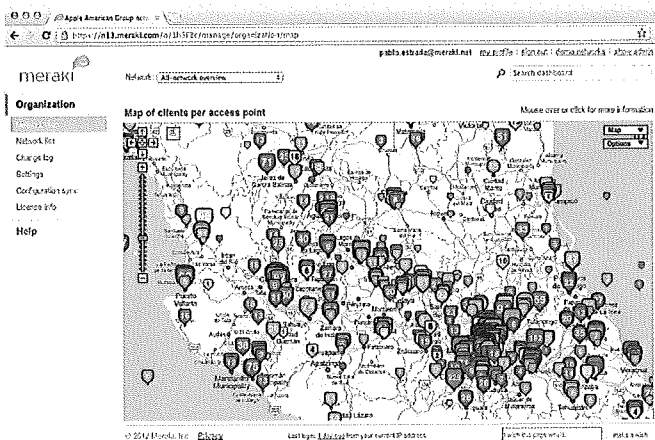
Troubleshooting tools such as ping, traceroute, throughput, and even live packet captures are integrated directly into the Meraki dashboard, dramatically reducing resolution times and enabling troubleshooting at remote locations without on-site IT staff.

Mar 16 19:37 CDT to Apr 13 19:37 CDT [Live updates](#)

Usage: 192.22 GB (160.57 GB received, 31.65 GB sent)



## Layer 7 application visibility



## Integrated multi-site management

## Packet capture

Switch: 4th Floor - #4 - POE

Ports:

Output: Download .pcap file (for Wireshark)

Duration (secs): 30

Ignore broadcast: ☐

Filter expression: host 10.1.27.253

[clear output](#) or [Start capture](#)

## Live Troubleshooting Tools

Search:  [Go](#) [Clear](#) [Advanced search >](#)

8 matches in 299

[Columns...](#) [Download as XML](#)

<input type="checkbox"/>	Description	IP address	MAC address	Usage	Access	Manufacturer
<input type="checkbox"/>	1 Bobby-Lopez-Pad	172.16.30.51	a4:d1:d2:10:03:93	11.3 MB	normal	Apple
<input type="checkbox"/>	2 Brian-Tobias-Pad	172.16.30.142	7c:6d:62:d7:91:58	853 KB	normal	Apple
<input type="checkbox"/>	3 iPad	172.16.30.49	70:6d:a2:40:f3:02	145.8 MB	normal	Apple
<input type="checkbox"/>	4 Meraki-Marketing-Pad	172.16.30.67	b8:f6:61:b8:78:04	331.3 MB	normal	Apple
<input type="checkbox"/>	5 FCC-Pad-1	172.16.30.163	7c:6d:62:cb:32:f5	8.5 MB	normal	Apple
<input type="checkbox"/>	6 Wilson-John-Chavez iPad-2	172.16.30.135	a4:67:c6:59:da:a8	33.5 MB	normal	Apple

## User and Device Fingerprints

## Network alerts

Enabled alerts

Send an email alert if:

- ☒ A switch goes offline for more than  minutes
- ☒ Configuration settings are changed

## Automatic E-mail Alerts

## Firmware upgrades

Upgrade window

Two hours starting:

[What is this?](#)

Firmware upgrade

New firmware is available for your Meraki devices. They are scheduled to upgrade automatically on January 29 at 2:00 AM PST.

[Upgrade now](#)

## Scheduled Firmware Updates

## Out-of-Band Control Plane

Meraki's out-of-band control plane separates network management data from user data. Management data (e.g., configuration, statistics, monitoring, etc.) flows from Meraki devices (wireless access points, switches, and security appliances) to Meraki's cloud over a secure Internet connection. User data (web browsing, internal applications, etc.) does not flow through the cloud, instead flowing directly to its destination on the LAN or across the WAN.

### Advantages of an out of band control plane:

#### Scalability

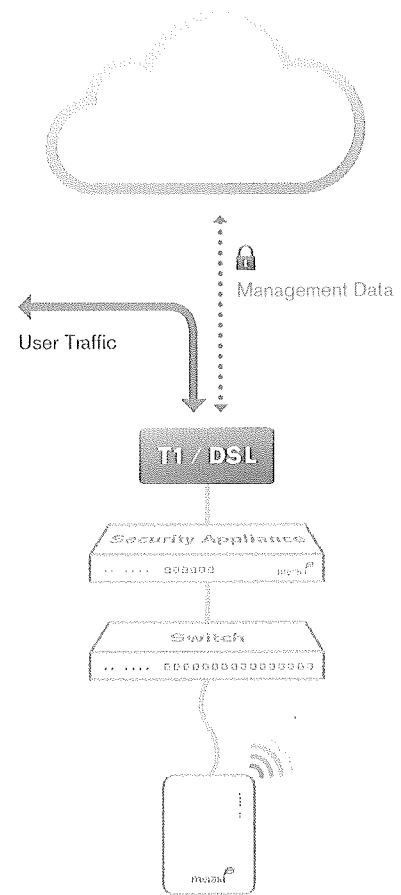
- Unlimited throughput: no centralized controller bottlenecks
- Add devices or sites without MPLS tunnels
- Add switching capacity without stacking limitations

#### Reliability

- Redundant cloud service provides high availability
- Network functions even if management traffic is interrupted

#### Security

- No user traffic passes through Meraki's datacenters
- Fully HIPAA / PCI compliant



### What happens if a network loses connectivity to the Meraki cloud?

Because of Meraki's out of band architecture, most end users are not affected if Meraki wireless APs, switches, or security appliances cannot communicate with Meraki's cloud services (e.g., because of a temporary WAN failure):

- Users can access the local network (printers, file shares, etc.)
- If WAN connectivity is available, users can access the Internet
- Network policies (firewall rules, QoS, etc.) continue to be enforced
- Users can authenticate via 802.1X/RADIUS and can roam wirelessly between access points
- Users can initiate and renew DHCP leases
- Established VPN tunnels continue to operate
- Local configuration tools are available (e.g., device IP configuration)


### While Meraki's cloud is unreachable, management, monitoring, and hosted services are temporarily unavailable:

- Configuration and diagnostic tools are unavailable
- Usage statistics are stored locally until the connection to the cloud is re-established, at which time they are pushed to the cloud
- Splash pages and related functionality are unavailable



# Meraki Datacenter Design

Meraki's cloud management service is colocated in tier-1, SAS70 type II certified datacenters. These datacenters feature state of the art physical and cyber security and highly reliable designs. All Meraki services are replicated across multiple independent datacenters, so that customer-facing services fail over rapidly in the event of a catastrophic datacenter failure.



## Redundancy

- Five geographically dispersed datacenters
- Every customer's data (network configuration and usage metrics) replicated across three independent datacenters
- Real-time data replication between datacenters (within 60 seconds)
- Nightly archival backups

## Availability Monitoring

- 24x7 automated failure detection — all servers are tested every five minutes from multiple locations
- Rapid escalation procedures across multiple operations teams
- Independent outage alert system with 3x redundancy

## Disaster Recovery

- Rapid failover to hot spare in event of hardware failure or natural disaster
- Out of band architecture preserves end-user network functionality, even if connectivity to Meraki's cloud services is interrupted
- Failover procedures drilled weekly

## Cloud Services Security

- 24x7 automated intrusion detection
- Protected via IP and port-based firewalls
- Access restricted by IP address and verified by public key (RSA)
- Systems are not accessible via password access
- Administrators automatically alerted on configuration changes

## Physical Security

- High security card keys and biometric readers control facility access
- All entries, exits, and cabinets are monitored by video surveillance
- Security guards monitor all traffic into and out of the datacenters 24x7, ensuring that entry processes are followed

## Out-of-Band Architecture

- Only configuration and usage statistics are stored in the cloud
- End user data does not traverse through the datacenter
- All sensitive data (e.g., passwords) stored in encrypted format

## Disaster Preparedness

- Datacenters feature sophisticated sprinkler systems with interlocks to prevent accidental water discharge
- Diesel generators provide backup power in the event of power loss
- UPS systems condition power and ensure orderly shutdown in the event of a full power outage
- Each datacenter has service from at least two top-tier carriers
- Seismic bracing for raised floor, cabinets, and support systems
- In the event of a catastrophic datacenter failure, services fail over to another geographically separate datacenter

## Environmental Controls

- Over-provisioned HVAC systems provide cooling and humidity control
- Flooring systems are dedicated for air distribution

## Certification

- Meraki datacenters are SAS70 type II certified
- PCI level 1 certified

## Service Level Agreement

- Meraki's cloud management is backed by a 99.99% uptime SLA. See [www.meraki.com/trust](http://www.meraki.com/trust) for details.

# Security Tools for Administrators

In addition to Meraki's secure out-of-band architecture and hardened datacenters, Meraki provides a number of tools for administrators to maximize the security of their network deployments. These tools provide optimal protection, visibility, and control over your Meraki network.

## Two-factor authentication

Two-factor authentication adds an extra layer of security to an organization's network by requiring access to an administrator's phone, in addition to her username and password, in order to log in to Meraki's cloud services. Meraki's two factor authentication implementation uses secure, convenient, and cost effective SMS technology: after entering their username and password, an administrator is sent an a one-time passcode via SMS, which they must enter before authentication is complete. In the event that a hacker guesses or learns an administrator's password, she still will not be able to access the organization's account, as the hacker does not have the administrator's phone. Meraki includes two-factor authentication for all enterprise users at no additional cost.

## Password policies

Organization-wide security policies for Meraki accounts help protect access to the Meraki dashboard. These tools allow administrators to:

- Force periodic password changes (e.g., every 90 days)
- Require minimum password length and complexity
- Lock users out after repeated failed login attempts
- Disallow password reuse
- Restrict logins by IP address

## Role-based administration

Role-based administration lets supervisors appoint administrators for specific subsets of an organization, and specify whether they have read-only access to reports and troubleshooting tools, administer managed guest access, or can make configuration changes to the network. This minimizes the chance of accidental or malicious misconfiguration, and restricts errors to isolated parts of the network.

## Configuration change alerts

The Meraki system can automatically send human-readable email and text message alerts when configuration changes are made, enabling the entire IT organization to stay abreast of new policies. Change alerts are particularly important with large or distributed IT organizations.

## Configuration and login audits

Meraki logs the time, IP, and approximate location (city, state) of logged in administrators. A searchable configuration change log indicates what configuration changes were made, who they were made by, and which part of the organization the change occurred in.

## SSL certificates

Meraki accounts can only be accessed via https, ensuring that all communication between an administrator's browser and Meraki's cloud services is encrypted.

## Idle Timeout

30 seconds before being logged out, users are shown a notice that allows them to extend their session. Once time expires, users are asked to log in again.

### Security

Password expiration	<input checked="" type="checkbox"/> Force users to change their password every 90 days
Used passwords	<input checked="" type="checkbox"/> Force users to choose passwords different from their past 5 passwords
Strong passwords	<input checked="" type="checkbox"/> Force users to choose strong passwords for their accounts <a href="#">What is this?</a>
Account lockout	<input checked="" type="checkbox"/> Lock accounts after 5 consecutive failed login attempts <a href="#">What is this?</a>
Idle timeout	<input checked="" type="checkbox"/> Logout users after 15 minutes of inactivity <a href="#">What is this?</a>
Two-factor authentication	<input checked="" type="checkbox"/> Force users to set up and use two-factor authentication <a href="#">What is this?</a>

### Password Security Policies

### Administration

Organization admins	User	Account status	Privileges	Actions
These users have administrator access to all of your networks in Dashboard.  You can add per-network administrators on the "Network-wide settings" page under the Configure tab.	Mick Johnson (mick@meraki.com)	Active	Full	Log out
	Chris Hilsenbeck (chris@meraki.com)	Active	Full	Log out
	Bret Hull (bret@meraki.com)	Pending	Read-only	Log out
<a href="#">Add an existing user...</a>		or <a href="#">Create new user</a>		

### Role-Based Administration

### Meraki Inc. change log

Time (UTC)	Admin	Network	SSID	Page
Jun 27 03:12	Mick Johnson	Teleworker - Mick Johnson Mx60		Firewall
Jun 22 18:20	Mick Johnson	Meraki Corp - Switches		Switch ports
Jun 22 17:26	Mick Johnson	Meraki Corp - Switches		Switch ports
Jun 20 23:31	Chris Hilsenbeck			Organization settings
Jun 20 23:31	Chris Hilsenbeck			Organization settings
Jun 20 22:28	Mick Johnson	Meraki Corp - Firewall		DHCP
Jun 20 21:07	Network Operations	Branch - London - Switches		Switch ports

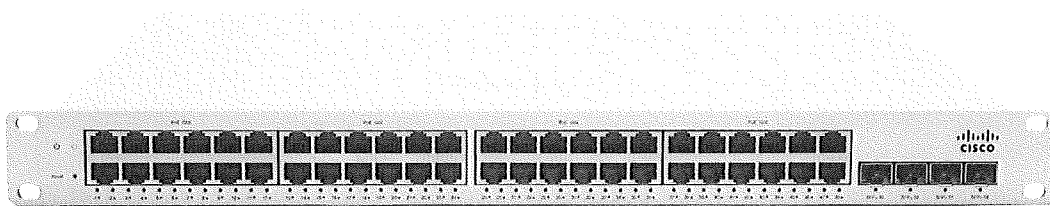
### Configuration Change Audits

[DEPLOYMENT STORIES \(/CUSTOMERS\)](#)[PRODUCTS \(/PRODUCTS\)](#)[TECHNOLOGIES \(/TECHNOLOGIES\)](#)[PARTNERS \(/PARTNERS\)](#)[DEMO \(/LP/FREE-DEMO\)](#)

# MS220-48

[Technology](#)[Compare](#)[Tech Specs](#)

## Cloud Managed Switching for the Branch



### Highlights

#### Configurations

All models: 48 port gigabit Ethernet  
All models: 4 × SFP for 1G uplink, non-shared  
MS220-48LP includes 370 W PoE / PoE+  
MS220-48FP includes 720 W PoE / PoE+

© 2014 Cisco and/or its affiliates. All rights reserved. Cisco Confidential

#### Hardware platform

Voice and Video QoS  
Supports Cisco redundant power system (RPS2300)  
Non-blocking switch fabric  
Ultra-reliable, includes lifetime warranty

© 2014 Cisco and/or its affiliates. All rights reserved. Cisco Confidential

#### Power over Ethernet (for PoE models)

802.3af (PoE) 15.4 W per port  
802.3at (PoE+) 25.5 W per port  
MS220-48LP maximum PoE output: 370 W  
MS220-48FP maximum PoE output: 720 W  
PoE available simultaneously on all ports  
Intelligent PoE power allocation based on device advertisement (LLDP)

#### Cloud management

Visibility and control over thousands of ports  
Built-in multi site management  
Zero touch provisioning

© 2014 Cisco and/or its affiliates. All rights reserved. Cisco Confidential

Ready to see for yourself?

Free Trial

Have questions? We've got  
answers:

**1 (888) 490-0918 (tel: +18884900918)**

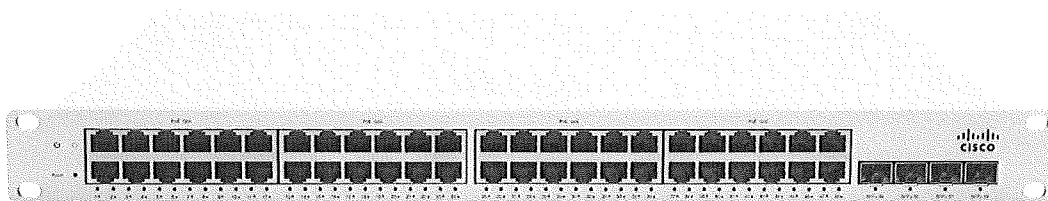
# MS320-48

[Technology](#)

[Compare](#)

[Tech Specs](#)

## Cloud Managed Switching for the Mission Critical Network



### Highlights

#### Configurations

All models: 48 port gigabit Ethernet  
All models: 4 × SFP+ for 10G uplink, non-shared  
MS320-48LP includes 370 W PoE / PoE+  
MS320-48FP includes 720 W PoE / PoE+

#### Hardware platform

Voice and Video QoS  
Low noise, fanless  
Non-blocking switch fabric  
Ultra-reliable, includes lifetime warranty

#### Power over Ethernet (for PoE models)

802.3af (PoE) 15.4 W per port  
802.3at (PoE+) 25.5 W per port  
MS320-48LP maximum PoE output: 370 W  
MS320-48FP maximum PoE output: 720 W  
PoE available simultaneously on all ports  
Intelligent PoE power allocation based on device advertisement (LLDP)

#### Cloud management

Visibility and control over thousands of ports  
Built-in multi site management  
Zero touch provisioning

Ready to see for yourself?

Free Trial

Have questions? We've got answers:

**[1 \(888\) 490-0918 \(tel:+18884900918\)](#)**